



# Extension Lines

Qosina offers a broad assortment of extension lines in stock from our inventory, with various tubing lengths, medical-grade materials and connector options. Our extension lines are easy to use and are a cost-effective way to speed time to market. Because they're pre-assembled, they'll help simplify the design and prototyping phases of your project. Our sales and product development teams will work with you to customize any extension line to your specifications.

## TABLE OF CONTENTS

Bonded .....	.221-225
Light-Sensitive .....	224
High-Pressure Lines .....	225
Insert Molded .....	.226-227
High-Pressure Lines .....	.226-227
High-Durometer Lines .....	227



Scan to visit  
Extension Lines  
at QOSINA.COM

### Related Products

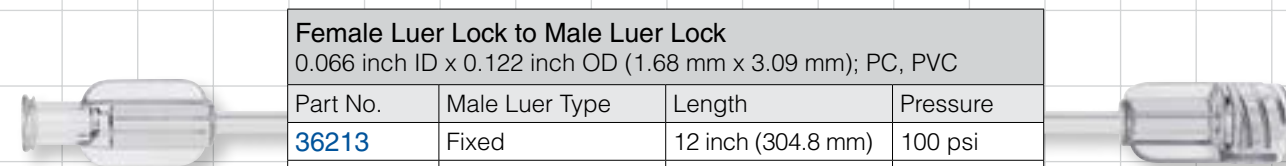



**Luers**  
pages 12 - 35



**Clamps & Clips**  
pages 180 - 209

**Tubing**  
pages 210 - 219



Female Luer Lock to Male Luer Lock			
0.066 inch ID x 0.122 inch OD (1.68 mm x 3.09 mm); PC, PVC			
Part No.	Male Luer Type	Length	Pressure
<a href="#">36213</a>	Fixed	12 inch (304.8 mm)	100 psi
<a href="#">36214</a>	Fixed	36 inch (914.4 mm)	100 psi
<a href="#">36215</a>	Fixed	60 inch (1524 mm)	100 psi



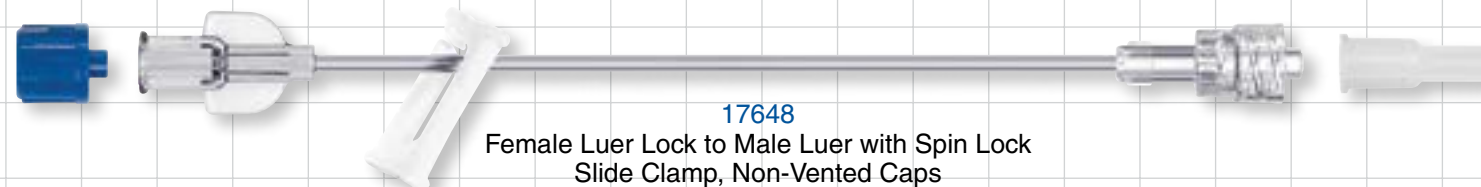
**33044**  
J-Loop Extension Line  
Male Luer Lock to Female Luer Lock  
5 inch (127 mm)  
0.045 inch ID x 0.103 inch OD  
(1.14 mm x 2.62 mm)  
PC, PVC



**91514**  
SmartSite™ Needle-Free Valve  
Extension Line, Female Luer Lock  
Male Luer with Spin Lock,  
Cap and Slide Clamp  
6 inch (152.4 mm)  
ABS, PU, MABS, Silicone PVC, PE, LDPE



**33060**  
Female Luer Lock to Male Luer Slip  
6 inch (152.4 mm)  
0.094 inch ID x 0.145 inch OD  
(2.39 mm x 3.68 mm)  
PVC



**17648**  
Female Luer Lock to Male Luer with Spin Lock  
Slide Clamp, Non-Vented Caps  
6 inch (152.4 mm)  
0.047 inch ID x 0.088 inch OD (1.19 mm x 2.24 mm)  
ABS, COPE, DEHP-Free PVC, LDPE, HDPE, PP

EXTENSION LINES


Bonded



**33069**  
**Female Luer Lock to Male Luer Lock with Vented Caps, Slide Clamp and Hydrophilic Filter**  
 7 inch (177.8 mm)  
 0.038 inch ID x 0.087 inch OD  
 (0.97 mm x 2.21 mm)  
 2 Micron  
 ABS, PVC, COPE, PP, HDPE

**QOSINA**


Thousands of Stock Components



**33061**  
**Female Luer Lock to Male Luer Lock**  
 20 inch (508 mm)  
 0.094 inch ID x 0.145 inch OD  
 (2.39 mm x 3.68 mm)  
 PVC

**QOSINA**

Thousands of Stock Components



**33062**  
**Female Luer Lock to Male Luer Slip**  
 20 inch (508 mm)  
 0.094 inch ID x 0.145 inch OD  
 (2.39 mm x 3.68 mm)  
 PVC

EXTENSION LINES

Bonded

[Back to Table of Contents](#)

- [Connectors](#)
- [Ports & Flanges](#)
- [Bags](#)
- [Clamps & Clips](#)
- [Tubing](#)

Extension Lines

- [Stopcocks](#)
- [Valves](#)
- [Injection & Sampling Ports](#)
- [Filters](#)
- [Guide Wire & Catheter Accessories](#)

- [Dilators, Introducer Sheaths & Needles](#)

- [Spikes](#)

- [Chambers](#)

- [Adhesives](#)

- [Syringes](#)

- [Sterilization Supplies](#)

- [Tools](#)

- [Applicators, Swabs & Brushes](#)


- [Drapes, Towels & Gauze](#)

- [Containers & Dispensers](#)

- [Clothing](#)



**33067**  
**Female Luer Lock to Male Luer Lock with Vented Caps and Pinch Clamp**  
 14 inch (355.6 mm)  
 0.038 inch ID x 0.087 inch OD  
 (0.97 mm x 2.21 mm)  
 ABS, PVC, COPE, PP, HDPE



**33065**  
**Female Luer Lock to Male Luer Lock with Vented Caps**  
 36 inch (914.4 mm)  
 0.02 inch ID x 0.08 inch OD (0.51 mm x 2.03 mm)  
 ABS, PVC, COPE, PP, HDPE

EXTENSION LINES

Bonded

**QOSINA**  
Thousands of Stock Components




**QOSINA**  
Thousands of Stock Components



EXTENSION LINES

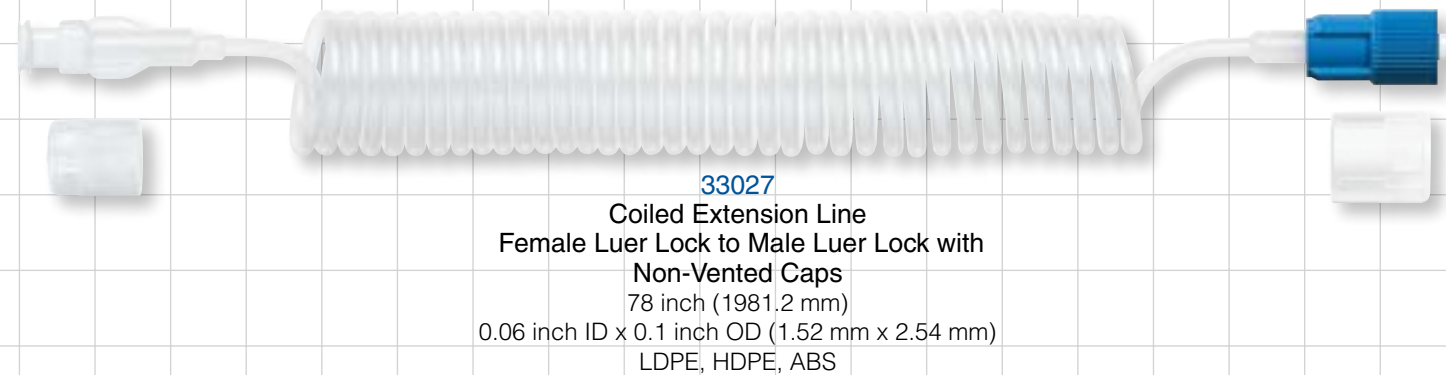
Bonded  
High-Pressure



**33066**  
Female Luer Lock to Male Luer Lock with Vented Caps and Slide Clamp  
36 inch (914.4 mm)  
0.02 inch ID x 0.08 inch OD (0.51 mm x 2.03 mm)  
ABS, PVC, COPE, PP, HDPE



**33068**  
Female Luer Lock to Male Luer Lock with Vented Caps and Slide Clamp  
60 inch (1524 mm)  
0.05 inch ID x 0.087 inch OD (1.27 mm x 2.21 mm)  
ABS, PVC, COPE, PP, HDPE

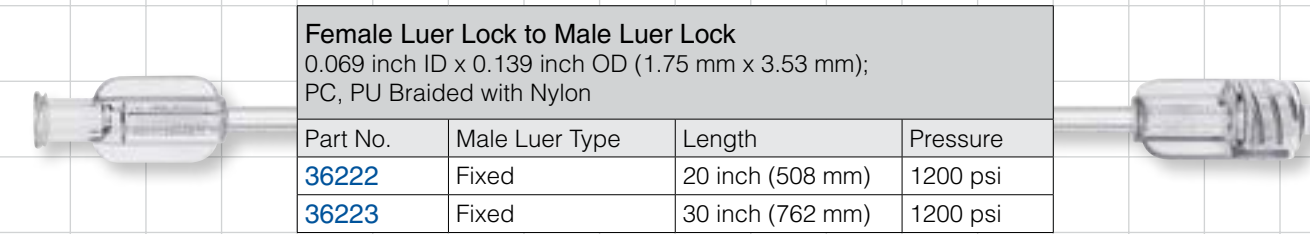


**33027**  
Coiled Extension Line Female Luer Lock to Male Luer Lock with Non-Vented Caps  
78 inch (1981.2 mm)  
0.06 inch ID x 0.1 inch OD (1.52 mm x 2.54 mm)  
LDPE, HDPE, ABS

Light-Sensitive

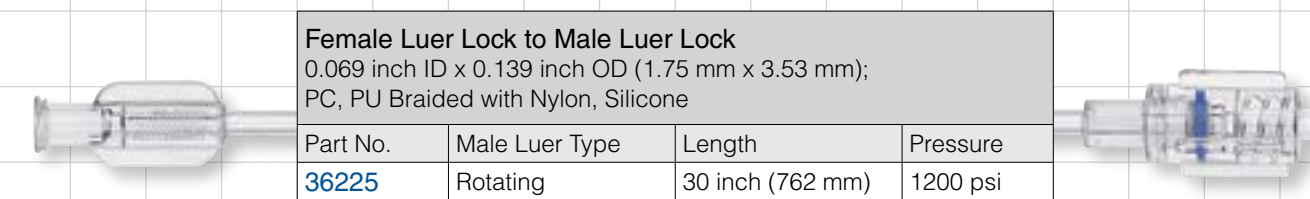


**12598**  
Female Luer Lock to Male Luer Lock with Non-Vented Caps  
40 inch (1016 mm)  
0.039 inch ID x 0.079 inch OD (.99 mm x 2.01 mm)  
ABS, PE



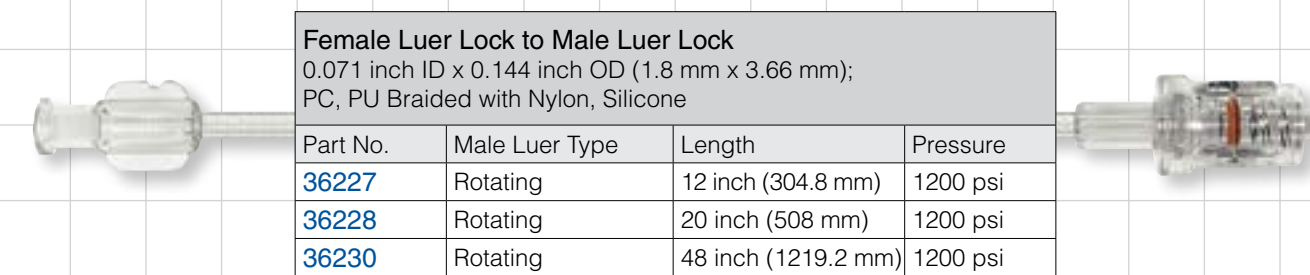
**Female Luer Lock to Male Luer Lock**  
0.069 inch ID x 0.139 inch OD (1.75 mm x 3.53 mm); PC, PU Braided with Nylon

Part No.	Male Luer Type	Length	Pressure
<a href="#">36222</a>	Fixed	20 inch (508 mm)	1200 psi
<a href="#">36223</a>	Fixed	30 inch (762 mm)	1200 psi



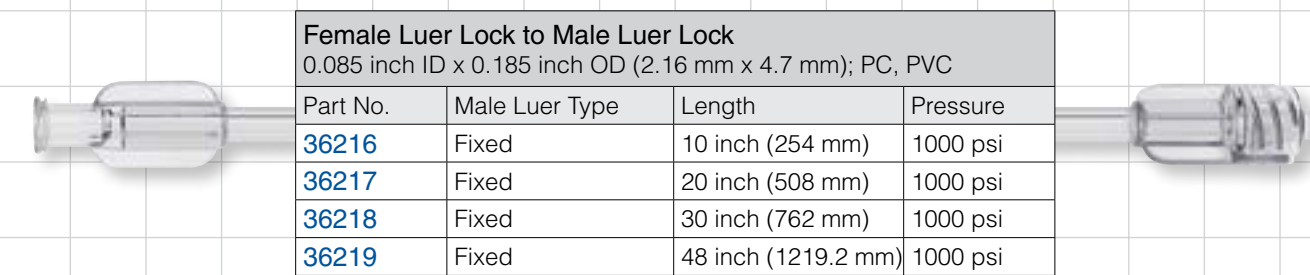
**Female Luer Lock to Male Luer Lock**  
0.069 inch ID x 0.139 inch OD (1.75 mm x 3.53 mm); PC, PU Braided with Nylon, Silicone

Part No.	Male Luer Type	Length	Pressure
<a href="#">36225</a>	Rotating	30 inch (762 mm)	1200 psi



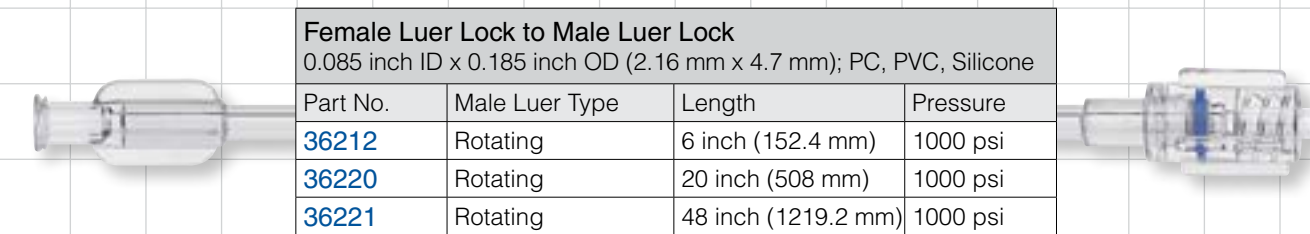
**Female Luer Lock to Male Luer Lock**  
0.071 inch ID x 0.144 inch OD (1.8 mm x 3.66 mm); PC, PU Braided with Nylon, Silicone

Part No.	Male Luer Type	Length	Pressure
<a href="#">36227</a>	Rotating	12 inch (304.8 mm)	1200 psi
<a href="#">36228</a>	Rotating	20 inch (508 mm)	1200 psi
<a href="#">36230</a>	Rotating	48 inch (1219.2 mm)	1200 psi



**Female Luer Lock to Male Luer Lock**  
0.085 inch ID x 0.185 inch OD (2.16 mm x 4.7 mm); PC, PVC

Part No.	Male Luer Type	Length	Pressure
<a href="#">36216</a>	Fixed	10 inch (254 mm)	1000 psi
<a href="#">36217</a>	Fixed	20 inch (508 mm)	1000 psi
<a href="#">36218</a>	Fixed	30 inch (762 mm)	1000 psi
<a href="#">36219</a>	Fixed	48 inch (1219.2 mm)	1000 psi



**Female Luer Lock to Male Luer Lock**  
0.085 inch ID x 0.185 inch OD (2.16 mm x 4.7 mm); PC, PVC, Silicone

Part No.	Male Luer Type	Length	Pressure
<a href="#">36212</a>	Rotating	6 inch (152.4 mm)	1000 psi
<a href="#">36220</a>	Rotating	20 inch (508 mm)	1000 psi
<a href="#">36221</a>	Rotating	48 inch (1219.2 mm)	1000 psi

[↑ Back to Table of Contents](#)

Connectors

Ports & Flanges

Bags

Clamps & Clips

Tubing

Extension Lines

Stopcocks

Valves

Injection & Sampling Ports

Filters

Guide Wire & Catheter Accessories

Dilators, Introducer Sheaths & Needles

Spikes

Chambers

Adhesives

Syringes

Sterilization Supplies

Tools

Applicators, Swabs & Brushes

Drapes, Towels & Gauze

Containers & Dispensers

Clothing

[Back to Table of Contents ↑](#)

Connectors

Ports & Flanges

Bags

Clamps & Clips

Tubing

Extension Lines

Stopcocks

Valves

Injection & Sampling Ports

Filters

Guide Wire & Catheter Accessories

Dilators, Introducer Sheaths & Needles

Spikes

Chambers

Adhesives

Syringes

Sterilization Supplies

Tools

Applicators, Swabs & Brushes

Drapes, Towels & Gauze

Containers & Dispensers

Clothing

EXTENSION LINES

Insert Molded  
High-Pressure

**QOSINA**  
Thousands of Stock Components



**QOSINA**  
Thousands of Stock Components




EXTENSION LINES



Insert Molded  
High-Pressure

[↑ Back to Table of Contents](#)



- Connectors
- Ports & Flanges
- Bags
- Clamps & Clips
- Tubing
- Extension Lines
- Stopcocks
- Valves
- Injection & Sampling Ports
- Filters
- Guide Wire & Catheter Accessories
- Dilators, Introducer Sheaths & Needles
- Spikes
- Chambers
- Adhesives
- Syringes
- Sterilization Supplies
- Tools
- Applicators, Swabs & Brushes
- Drapes, Towels & Gauze
- Containers & Dispensers
- Clothing





Female Luer Lock to Male Luer Lock			
0.071 inch ID x 0.158 inch OD (1.8 mm x 4.01 mm); PC, PVC			
Part No.	Male Luer Type	Length	Pressure
<a href="#">33003</a>	Fixed	10 inch (254 mm)	500 psi
<a href="#">33004</a>	Fixed	30 inch (762 mm)	500 psi



Female Luer Lock to Male Luer Lock			
0.071 inch ID x 0.188 inch OD (1.8 mm x 4.78 mm); PVC			
Part No.	Male Luer Type	Length	Pressure
<a href="#">33010</a>	Fixed	10 inch (254 mm)	1200 psi
<a href="#">33012</a>	Fixed	30 inch (762 mm)	1200 psi
<a href="#">33013</a>	Fixed	48 inch (1219.2 mm)	1200 psi



Female Luer Lock to Male Luer Lock			
0.071 inch ID x 0.142 inch OD (1.8 mm x 3.6 mm)			
PU, Nylon			
Part No.	Male Luer Type	Length	Pressure
<a href="#">33018</a>	Fixed	59 inch (1499 mm)	1200 psi



Female Luer Lock to Male Luer Lock			
0.071 inch ID x 0.142 inch OD (1.8 mm x 3.61 mm)			
PU, PU Braided with Nylon			
Part No.	Male Luer Type	Length	Pressure
<a href="#">33019</a>	Fixed	10 inch (254 mm)	1200 psi
<a href="#">33025</a>	Fixed	20 inch (508 mm)	1200 psi
<a href="#">33024</a>	Fixed	48 inch (1219.2 mm)	1200 psi



Female Luer Lock to Male Luer Lock			
0.071 inch ID x 0.158 inch OD (1.8 mm x 4.01 mm); EPDM, PC, PVC			
Part No.	Male Luer Type	Length	Pressure
<a href="#">33005</a>	Rotating	48 inch (1219.2 mm)	500 psi



Female Luer Lock to Male Luer Lock			
0.071 inch ID x 0.188 inch OD (1.8 mm x 4.78 mm); EPDM, PC, PVC			
Part No.	Male Luer Type	Length	Pressure
<a href="#">33011</a>	Rotating	20 inch (508 mm)	1200 psi



Female Luer Lock to Male Luer Lock			
0.071 inch ID x 0.142 inch OD (1.8 mm x 3.61 mm)			
EPDM, Nylon/PU, PC, PVC			
Part No.	Male Luer Type	Length	Pressure
<a href="#">33015</a>	Rotating	30 inch (762 mm)	1200 psi
<a href="#">33014</a>	Rotating	48 inch (1219.2 mm)	1200 psi
<a href="#">33017</a>	Rotating	59 inch (1498.6 mm)	1200 psi



Female Luer Lock to Male Luer Lock			
0.071 inch ID x 0.142 inch OD (1.8 mm x 3.61 mm)			
EPDM, PC, PU, PU Braided with Nylon			
Part No.	Male Luer Type	Length	Pressure
<a href="#">33020</a>	Rotating	10 inch (254 mm)	1200 psi
<a href="#">33021</a>	Rotating	20 inch (508 mm)	1200 psi
<a href="#">33026</a>	Rotating	30 inch (762 mm)	1200 psi
<a href="#">33023</a>	Rotating	48 inch (1219.2 mm)	1200 psi


Female Luer Lock to Male Luer Lock			
0.071 inch ID x 0.188 inch OD (1.8 mm x 4.78 mm); PVC			
Part No.	Male Luer Type	Length	Pressure
<a href="#">33006</a>	Fixed	10 inch (254 mm)	900 psi
<a href="#">33008</a>	Fixed	20 inch (508 mm)	900 psi


Female Luer Lock to Male Luer Lock			
0.071 inch ID x 0.188 inch OD (1.8 mm x 4.78 mm); Silicone, PC, PVC			
Part No.	Male Luer Type	Length	Pressure
<a href="#">33009</a>	Rotating	48 inch (1219 mm)	900 psi


Female Luer Lock to Male Luer Lock			
0.071 inch ID x 0.188 inch OD (1.8 mm x 4.78 mm); Silicone, PC, PVC			
Part No.	Male Luer Type	Length	Pressure
<a href="#">33007</a>	Rotating	20 inch (508 mm)	900 psi



High-Durometer



Female Luer Lock to Male Luer Lock			
0.06 inch ID x 0.125 inch OD (1.52 mm x 3.18 mm); PVC			
Part No.	Male Luer Type	Length	Durometer
<a href="#">33000</a>	Fixed	12 inch (304.8 mm)	90A
<a href="#">33001</a>	Fixed	36 inch (914.4 mm)	90A
<a href="#">33002</a>	Fixed	60 inch (1524 mm)	90A



[Back to Table of Contents ↑](#)

- Connectors
- Ports & Flanges
- Bags
- Clamps & Clips
- Tubing
- Extension Lines
- Stopcocks
- Valves
- Injection & Sampling Ports
- Filters
- Guide Wire & Catheter Accessories
- Dilators, Introducer Sheaths & Needles
- Spikes
- Chambers
- Adhesives
- Syringes
- Sterilization Supplies
- Tools
- Applicators, Swabs & Brushes
- Drapes, Towels & Gauze
- Containers & Dispensers
- Clothing